



Learning, Enjoying, Achieving!

*Meet the Teacher
September 2016*

Year 2



[illegible]

The logo for Brampton Village Primary School is circular. It features a large, stylized green tree with a brown trunk in the center. To the left of the tree stands a boy in a white shirt and dark trousers, and to the right stands a girl in a white shirt and dark skirt. They are both holding hands. The words "BRAMPTON VILLAGE" are written in a semi-circle above the tree, and "PRIMARY SCHOOL" is written in a semi-circle below the tree. The entire logo is set against a white background.

Meet the Team

2 Willow



Mrs Hopwell
2 Maple
2 Willow



Miss McAuley
2 Willow
Mon/Tues/Wed



Mrs Henson
2 Willow
Thurs/Frid



Mrs Nash
2 Willow



Mrs Poulson
2 Willow



Meet the team

2 Maple



Mrs Hopwell
2 Maple
2 Willow



Mrs Taylor
2 Maple



Mr Knight
2 Maple

Mrs Nash
2 Willow



Mrs Adams



Mrs Cross



PPA arrangements


On Wednesday afternoons Y2 are taught by:-


Mr Steward – PSHE


Mrs Crozier - Music





Our 5Rs for Learning


 Reciprocity check list:

	I can work well with others.	<input checked="" type="checkbox"/>
	I can actively listen to other people by looking at them and thinking about what they say.	<input checked="" type="checkbox"/>
	I can confidently share my ideas with others and change them to include other people's ideas.	<input checked="" type="checkbox"/>
	I use a polite and calm tone of voice when talking.	<input checked="" type="checkbox"/>
	I take care to make sure everyone in my group is happy.	<input checked="" type="checkbox"/>

 Resilience check list:

	I can stick at a job and <u>not</u> give up.	<input checked="" type="checkbox"/>
	I understand that sometimes learning can feel hard, but I keep going.	<input checked="" type="checkbox"/>
	I know that I will make mistakes, but this is OK because I will learn from these.	<input checked="" type="checkbox"/>
	If I feel that I am stuck, I will be resourceful instead of stopping and giving up.	<input checked="" type="checkbox"/>


 Reflectiveness check list:


	I think about what I am learning, and how I can get better.	<input checked="" type="checkbox"/>
	I stop and think about my actions and choices instead of acting impulsively.	<input checked="" type="checkbox"/>
	I ask questions and <u>recognise</u> problems that need to be <u>solved</u> .	<input checked="" type="checkbox"/>
	I think about my thinking! This way I can learn from my <u>experiences</u> .	<input checked="" type="checkbox"/>
	I 'fail intelligently' because I think about where I went wrong and learn from my mistakes.	<input checked="" type="checkbox"/>


Recognising achievement and enabling children to become independent, life-long learners.

 Responsibility check list:

	I follow the school code.	<input checked="" type="checkbox"/>
	I <u>recognise</u> that I am in control of my <u>behaviour</u> and learning by making positive choices.	<input checked="" type="checkbox"/>
	I can ignore distractions.	<input checked="" type="checkbox"/>
	If I make negative choices, I own up to them and learn from them so I don't repeat the same <u>mistakes</u> .	<input checked="" type="checkbox"/>
	I think about other people as well as myself.	<input checked="" type="checkbox"/>

 Resourcefulness check list:

	I am imaginative and creative.	<input checked="" type="checkbox"/>
	I apply past knowledge to new situations.	<input checked="" type="checkbox"/>
	I can try different ways to get a job done.	<input checked="" type="checkbox"/>
	I will try different ideas even if there is a risk I might fail because I will learn from my mistakes.	<input checked="" type="checkbox"/>
	I use resources in the classroom to help me when I'm stuck, such as, friends, displays, number-lines, dictionaries and many more!	<input checked="" type="checkbox"/>



Getting in touch with us.

The end of the day is best as we have more time to discuss any concerns you may have.

If it is something we need to know that day then please let the TA at the door know or send a letter in with your child. You can also pass messages to us via the office.



The Curriculum



This term our topics are Roald Dahl and Dinosaurs.

We have a visit booked to the Peterborough Museum.



Routines

Start of the day

PE

What an 'average' year 2 day looks like.

Reading records and changing books.



Weekly timetable

	8:45 - 9:05 (register)	9:05 - 9:30	9.30 - 10:15	10:15 - 10:30		10:45 - 11.45	11.45 - 12:10		1:10 - 2:30	2:40 - 3:10
Mon	Maths SODA	Guided Reading	Literacy -	Assembly w/s	break time	Maths -	Spelling skills -	Lunch 12:10 - 1:10	Science - properties of materials	Story
Tue	Maths SODA	Guided Reading	Literacy	Assembly K/S		Maths	Spelling skills -		2W - Geography 2M - PE	Story
Wed	Handwrit ing	Guided reading	Literacy -	Class Assembly		Maths -	Spelling skills -		PHSE	Music
Thur	Spelling SODA	Singing assembly	Literacy -			Maths -	Spelling skills		2M - Geography 2W - PE	Story
Fri	Handwrit ing SODA	Guided reading	Literacy -	Assembly W/S		Maths -	Spelling skills		Art	Story

Expectations

Behaviour – green cards and behaviour policy.

Work

attitude



Homework

- Reading
- Use of Learning Logs – separate letter being sent home about this.
- Weekly Y2 information sheet



Attendance and Uniform

- Please help us by ensuring that your child is on time for the start of the day. Lessons start at 9.00am but children have the opportunity to complete a SODA before this.
- Requests for term-time absence should be put in writing to the Headteacher, using the form available from the Office or website. They are only authorised in 'exceptional circumstances'.
- Last year our attendance rate was 96.2%.
- Please also help us with school uniform and **name everything.**



Welcome to Brampton Village Primary School



Learning, Enjoying, Achieving!

*Offers of help within the class or for
School trips are always welcome.*

Any questions?



Thank you for coming.

