





KEY STAGE TESTS

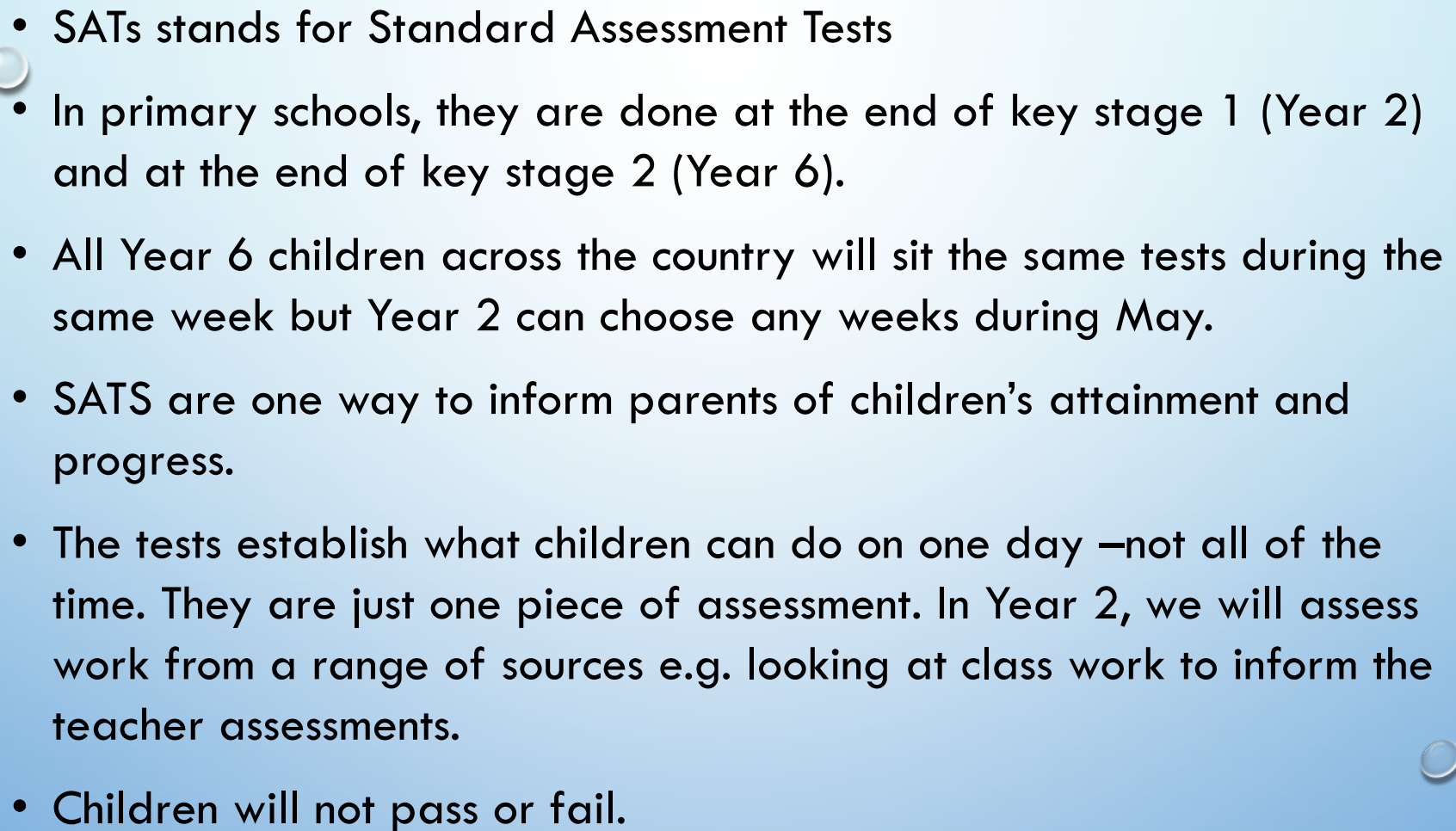
BRAMPTON VILLAGE PRIMARY SCHOOL

April 2022



In September 2017 it was confirmed that KS1 SATs would be made non-statutory from 2023.

- KS1 SATs will take place in May 2022.
 - KS1 SATs don't have to be administered according to a nationally-set timetable in a specific week.
 - Schools are free to manage the timetable and will aim to administer the tests in the classroom in a low-stress, low-key way so that some children won't even be aware they have taken them.
 - We will be completing them in w/b 16th and 23rd May.
- 

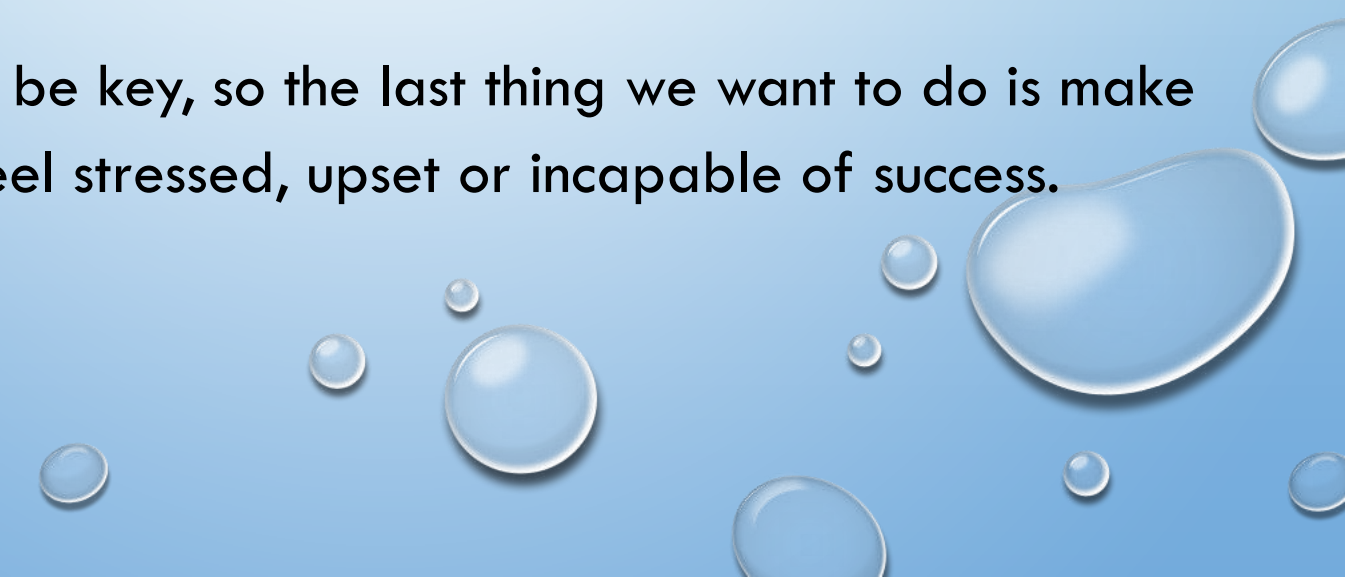
- 
- SATs stands for Standard Assessment Tests
 - In primary schools, they are done at the end of key stage 1 (Year 2) and at the end of key stage 2 (Year 6).
 - All Year 6 children across the country will sit the same tests during the same week but Year 2 can choose any weeks during May.
 - SATS are one way to inform parents of children's attainment and progress.
 - The tests establish what children can do on one day –not all of the time. They are just one piece of assessment. In Year 2, we will assess work from a range of sources e.g. looking at class work to inform the teacher assessments.
 - Children will not pass or fail.



Please remember that SATs only test reading, maths, spelling and grammar.

We value all areas of the curriculum and children who may find some of the areas being tested more difficult may excel in Art, PE, DT or other areas. We really want them to recognise their own talents and be proud of themselves.

Confidence can be key, so the last thing we want to do is make children feel stressed, upset or incapable of success.



The structure of the SATs

- 2 reading papers
- 2 maths papers
- 1 SPaG paper (Spelling, Punctuation and Grammar)
- Results will be reported in scaled scores (standardised scores).
- Pupils who may not make the expected standard (100+) are still expected to take the tests.
- Questions on maths and SPaG tests will become more difficult as the children work through them.
- In reading, the first text is easier and the last is more difficult. However, questions are in order of the text content.

‘Scaled Scores’

It is planned that 100 will always represent the ‘national standard’.

Each pupil’s raw test score will therefore be converted into a score on the scale, either at, above or below 100.

The scale will have a lower end point somewhere below 100 and an upper end point above 100.

A child who achieves the ‘national standard’ (a score of 100) will be judged to have demonstrated sufficient knowledge in the areas assessed by the tests.

KS1 Reading

The Reading Test consists of two separate papers:

- Paper 1 – Contains a selection of texts totalling between 400 and 700 words with questions about the text.
- Paper 2 – Contains a reading booklet of a selection of passages totalling 800 to 1100 words. Children will write their answers to questions about the passage in a separate booklet.
- Each paper is worth 50% of the marks and should take approximately 30 minutes to complete, although the children are not being assessed at working at speed so will not be strictly timed.
- The texts will cover a range of poetry, fiction and non-fiction.
- Questions are designed to assess the comprehension and understanding of a child's reading.
- Some questions are multiple choice or selected response, others require short answers and some require an extended response or explanation.

Sample Questions – paper 1

Lords and Ladies

A castle usually belonged to a rich lord. He lived in the castle with his family. His wife was called a lady. Their children had their own garden to play in and lots of servants to do things for them.



Knights

Knights were important men who worked for the lord. They were skilled fighters who kept the land safe from robbers and enemies.



8 Who did most castles belong to?

Tick **one**.

jesters	<input type="checkbox"/>	lords	<input type="checkbox"/>
knights	<input type="checkbox"/>	servants	<input type="checkbox"/>

☐ 1 mark

9 Find and **copy one** word that shows knights were very good fighters.

☐ 1 mark

10 Who did knights protect the land from?

☐ 1 mark

Sample Questions – paper 2

Meet Tony Ross

Tony Ross is one of the most famous children's authors in the UK.

You might have seen some of the books he has written or illustrated in your classroom or in the library. As well as writing over 50 books himself, can you believe that he has illustrated over 800 books for lots of other authors?

Read on to find out more information about Tony, including an interview with him.

Tony the author

One of Tony's best-loved characters is the Little Princess. He has written many books about her and all the things she wants and doesn't want to do.

The Little Princess is 4 years old. Tony says that she reminds him of his daughter when she was little. Often, the Little Princess doesn't do as she is told. For example, she always wants to stay up late when it's bedtime. The first Little Princess book was called *I Want My Potty*.

Tony the illustrator

Tony has illustrated many books for other writers. These include the famous Horrid Henry series by Francesca Simon.

He also brought aliens to life in stories about Dr Xargle, written by Jeanne Willis.



Questions 1–6 are about
Meet Tony Ross (pages 4–5)

(page 4)

- 1** Find and copy one word from the top of page 4 that means well known.

☐ 1 mark

(page 4)

- 2** The Little Princess reminds Tony Ross of someone. Who is it?

☐ 1 mark

(page 4)

- 3** Tick **True** or **False** for each statement about the Little Princess.

Statement	True	False
There are lots of books about her.	<input type="checkbox"/>	<input type="checkbox"/>
She always does as she's told.	<input type="checkbox"/>	<input type="checkbox"/>
She is 5 years old.	<input type="checkbox"/>	<input type="checkbox"/>
She doesn't like going to bed.	<input type="checkbox"/>	<input type="checkbox"/>

☐ 2 marks

KS1 Spelling, Punctuation and Grammar

The test consists of three separate papers:

- A spelling test is administered containing 20 words, lasting approximately 15 minutes and worth 10 marks.
- A separate test is given on punctuation, vocabulary and grammar worth 20 marks and split into two sections lasting approximately 10 minutes per section. This test requires short answers to questions and has some that are multiple choice.

Sample Questions

Grammar, Punctuation and Vocabulary Paper

- 5 Add a **suffix** to the word fast to complete the sentence below.

The hare knew that he could run fast _____ than the tortoise.



- 6 What type of word is underlined in the sentence below?

Gran thought the flowers were pretty.

Tick **one**.

- noun ☐
verb ☐
adjective ☐
adverb ☐

☐
1 mark

☐
1 mark

KS1 Writing Assessments

- There is no written 'test' as such.
- Spelling is expected to be age appropriate.
- Handwriting – children are expected to form clear letters, with a difference in letter height for tall and short letters. Capital letters must be correctly formed as well. The exceeding expectation is that children neatly join their writing.
- Writing judgements are based on teacher assessment only but may be moderated by Local Authority representatives.
- Throughout the year we have been, and will continue to, assess the children's writing.
- Children who do not meet all of the 'Working towards' statements are assessed as 'Pre-Key stage'.

2.	I can use questions marks								
	I can use exclamation marks								
3.	I can use different types of sentences	statements							
		questions							
		exclamations							
		commands							
4.	I can use noun phrases to describe and add detail to my writing.								
5.	I can use present and past tense correctly most of the time.								
6.	I can use conjunctions such as and, or, but.								
7.	I can sometimes use conjunctions such as when, if, that, because.								
8.	I can use phonics to spell longer unknown words.								
9.	I can spell many common exception words.								
10.	I can use apostrophes to contract some words: didn't, I'm, couldn't								
11.	I can sometimes use suffixes such as –ment, -ness, -ful, -less, -ly.								
12.	I can join some of my handwriting.								
13.	My capital letters and digits are the correct size and orientation to one another and lower case letters.								
14.	I can use finger spaces of the correct size.								

KS1 Mathematics

Children will sit two tests: Paper 1 and Paper 2:

- Paper 1 is for arithmetic, lasting approximately 25 minutes and worth 25 marks. It covers calculation methods for all operations.
- Paper 2 covers problem solving, reasoning and mathematical fluency, lasts for approximately 35 minutes and is worth 35 marks.
- Pupils will still require calculation skills and questions will be varied including multiple choice, matching, true/false, completing a chart or table or drawing a shape. Some questions will also require children to show or explain their working out.

Sample Questions

Maths Paper 1: Arithmetic

9 $56 - \boxed{} = 51$



10 $10 + 40 + 20 = \boxed{}$



17 $6 \times 3 = \boxed{}$







18 $\frac{1}{2}$ of 16 = $\boxed{}$




Sample Questions


Maths Paper 2: Reasoning


- 10** Ben makes a tally chart of his toys.


Toys in my box	Tally
	
	
	
	

Tick **one** box below that shows all of Ben's toys.









☐ 1 mark

- 11** There are **20** balloons.

7 balloons fly away.



How many balloons are left?

 balloons

☐ 1 mark

- 12** Tick the **two** sentences that are correct.

Tick **two**.

A square has sides of equal length.

☐

A square has curved sides.

☐

A square has lines of symmetry.

☐

A square has five sides.

☐

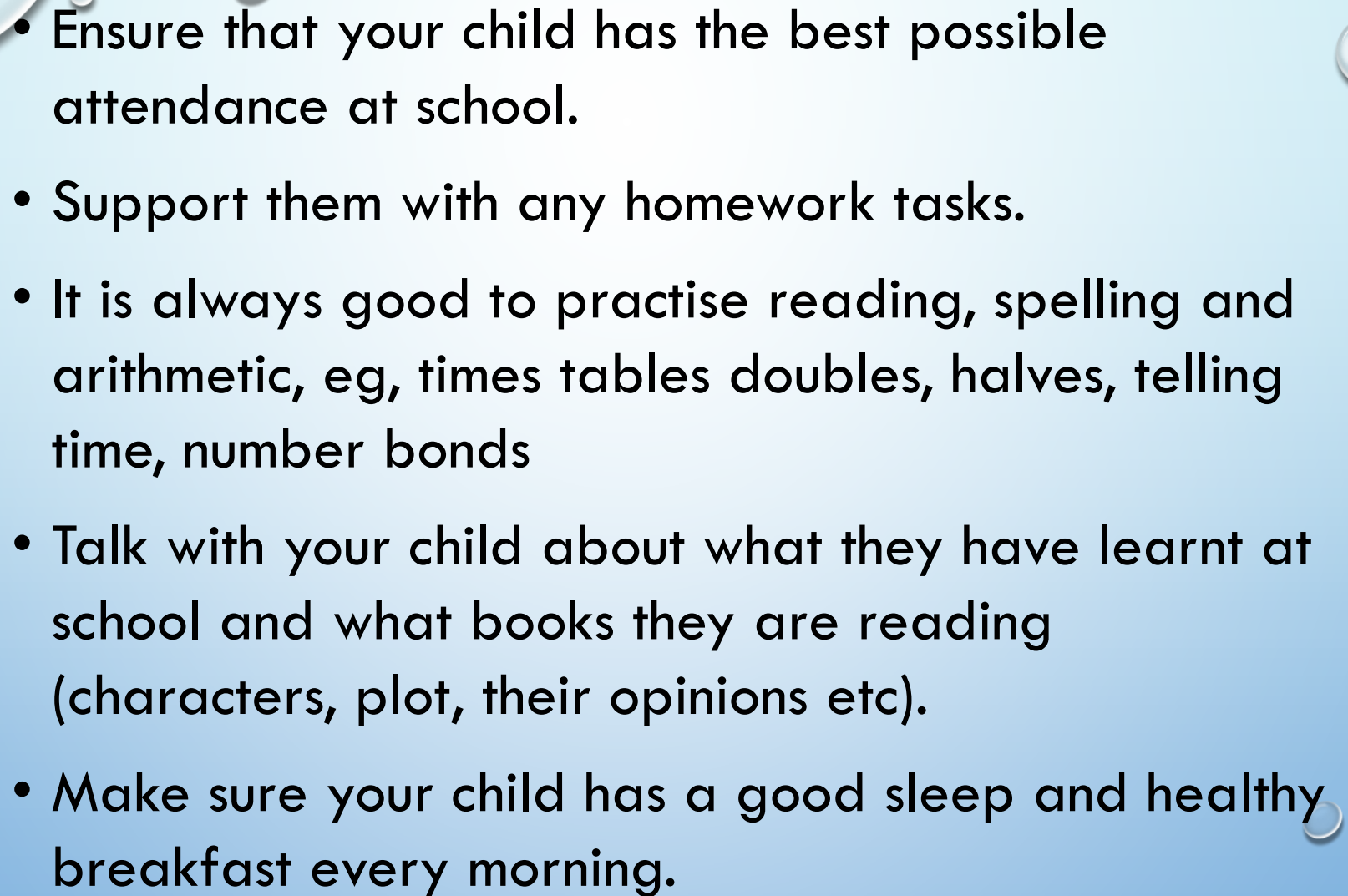
☐ 1 mark

Results

- For The Reading, GPS And Mathematics tests you will receive:
 - A raw score (number of raw marks awarded)
 - A scaled score (a comparable score for each subject)
 - Confirmation of whether or not they attained the **National Standard**
- For writing you will be told if your child is:
 - **Working at** the expected range of attainment for his/her age
 - Working **Towards**
 - Working **at Greater Depth**

How To Help Your Child

- First and foremost, support and reassure your child that there is nothing to worry about.
- They are being taught everything they need to know at school.
- They should always just try their best... That's all we ask of them.
- Praise and encourage them.

- 
- Ensure that your child has the best possible attendance at school.
 - Support them with any homework tasks.
 - It is always good to practise reading, spelling and arithmetic, eg, times tables doubles, halves, telling time, number bonds
 - Talk with your child about what they have learnt at school and what books they are reading (characters, plot, their opinions etc).
 - Make sure your child has a good sleep and healthy breakfast every morning.

How To Help Your Child With Reading

- First and foremost, focus on developing an enjoyment and love for reading.
- Enjoy stories together. Reading to you child in KS1 is equally as important as asking them to read to you.
- When listening to your child read – little and often rather than rarely and for long.
- If your child is reading independently - read a chapter of their book and then talk with them about it. Discuss the plot, the characters, their feelings and actions, how it makes you feel, predict what will happen and encourage your child to have their own opinions.
- Look up definitions of words together.
- Discuss the punctuation, spelling and grammar you see in the book.
- All reading is valuable... Fiction, non-fiction, poetry, newspapers, magazines, comics...

How To Help Your Child With Writing

- Practise and discuss spellings
- Once your child has learnt the words... encourage them to use them often, both in written and spoken forms.
- Write together – be a good role model for writing.
- Encourage use of a dictionary to check spellings and a thesaurus to find synonyms and expand vocabulary.
- Remember – good readers become good writers. Identify good writing features when reading (eg, vocabulary, sentence structure, punctuation)
- Show your appreciation: praise and encourage, even for small successes.

How To Help Your Child With Maths

- Play times tables and number bonds games, TT Rockstars and Numbots.
- Play mental maths games including counting in different amounts, forwards and backwards.
- Encourage opportunities for telling time.
- Encourage opportunities for counting coins and money; finding amounts or calculating change when shopping.
- Identify, weigh or measure quantities and amounts in the kitchen or in recipes.
- Play games involving numbers or logic, eg, dominoes, card games, darts, chess or draughts.

Any Questions



If you have any questions
please speak to your
child's class teacher.